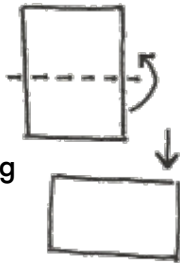


# Wonderful Adventures Of Mrs. Seacole

## PAPER BOAT KIT (and colouring sheet)

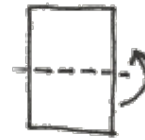
①

Fold in half  
(blank side facing  
outwards)



②

Fold in half again,  
then unfold



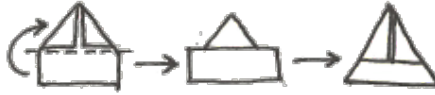
③

Rotate so open side is at the  
bottom fold, top corners to  
middle




④

Fold bottom edges up  
and fold in corners



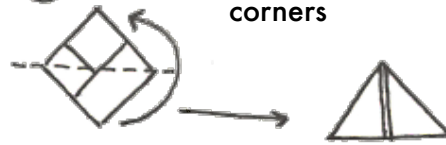
⑤

Open up triangle and flatten into  
diamond shape



⑥

Fold up bottom  
corners



⑦

Open out



Push thumbs in here

Pull corners away from each other



View visual instructions at:  
[atownexploresabook.com/whatson](http://atownexploresabook.com/whatson)